



Brian Bowers  
Paralegal

303-858-1800  
bbowers@wbapc.com

November 30, 2022

**VIA ELECTRONIC SUBMISSION**

Division of Local Government  
*E-filed via [www.dola.colorado.gov/e-filing](http://www.dola.colorado.gov/e-filing)*

**Re: East Smoky Hill Metropolitan District No. 2  
Certified Election Results - November 8, 2022 Coordinated Election**

To Whom It May Concern:

On November 8, 2022, the above referenced district (the "District") held a coordinated election (the "Election") with Arapahoe County (the "County"). Please find enclosed the Certificate of Election Results, including the County's Statement of Votes Casts for the District's Ballot Issue 6E and Ballot Question 6F, as certified by the County's Board of Canvassers, attached hereto as **Exhibit 1**. A copy of the ballot language from the Election is also attached hereto as **Exhibit 2**. This filing is made pursuant to and in accordance with Section 1-11-103(3), C.R.S.

If you have any questions, please do not hesitate to contact our office.

Sincerely,

WHITE BEAR ANKELE TANAKA & WALDRON  
Attorneys at Law

Brian Bowers, Paralegal

Enclosures

**EXHIBIT 1**

East Smoky Hill Metropolitan District No. 2  
Certificate of Election Results and Statement of Votes Cast




**STATE OF COLORADO            )**  
**) SS.        CERTIFICATION OF ELECTION**  
**ARAPAHOE COUNTY            )**

I, Joan Lopez, the Arapahoe County Clerk and Recorder, do hereby certify the Official Abstract of Votes Cast attached herein for the 2022 General Election held in Arapahoe County on the 8<sup>th</sup> of November 2022.


We the undersigned Canvass Board for the 2022 General Election do hereby certify that:

- We have reviewed the post-election risk-limiting audit
- We have reviewed all ballot forms and ballot logs associated with this election
- We have compared the number of ballots counted to the number of ballots cast
- We have reviewed and do hereby certify the results in the Official Abstract of Votes Cast

Witness our hands and seal this 29th of November 2022.

  
 \_\_\_\_\_  
 Joan Lopez, Arapahoe County Clerk and Recorder

  
 \_\_\_\_\_  
 Michele Peterson, Republican Party Canvass Board Member

  
 \_\_\_\_\_  
 Ann Meisel, Democratic Party Canvass Board Member



**Arapahoe County  
2022 General Election  
Tuesday, November 8, 2022  
Official Results**

Elector Group	Counting Group	Voters Cast	Registered Voters	Turnout
Total	Mail	248,041	418,914	59.21%
	In Person	12,169		2.90%
	Total	260,210		62.12%

Voters Cast: 260,210 of 418,914 (62.12%)

## United States Senator

	Total	
Times Cast	259,905 / 418,914	62.04%
Undervotes	2,534	
Overvotes	51	

Candidate	Party	Total	
Michael Bennet	DEM	154,678	
Joe O'Dea	REP	96,033	
T.J. Cole	UNI	1,788	
Brian Peotter	LBR	4,015	
Frank Atwood	APV	803	
Total Votes		257,320	

		Total	
John Carleton Rutledge	WRITE-IN	1	
Robert Messman	WRITE-IN	0	
Joanne Rock	WRITE-IN	2	
Tom Harvey	WRITE-IN	0	

## Representative to the 118th United States Congress - District 1

	Total	
Times Cast	2,915 / 4,551	64.05%
Undervotes	86	
Overvotes	0	

Candidate	Party	Total	
Diana DeGette	DEM	2,117	
Jennifer Qualteri	REP	661	
John C Kittleson	LBR	51	
Total Votes		2,829	

		Total	
Iris Boswell	WRITE-IN	0	

## Representative to the 118th United States Congress - District 4

	Total	
Times Cast	15,563 / 26,208	59.38%
Undervotes	414	
Overvotes	0	

Candidate	Party	Total
Ike McCorkle	DEM	6,975
Ken Buck	REP	7,771
Ryan McGonigal	ACN	403
Total Votes		15,149

## Representative to the 118th United States Congress - District 6

	Total	
Times Cast	241,427 / 388,155	62.20%
Undervotes	5,474	
Overvotes	10	

Candidate	Party	Total
Jason Crow	DEM	145,415
Steven Monahan	REP	85,916
Eric C. Mulder	LBR	4,612
Total Votes		235,943

## Governor/Lieutenant Governor

	Total	
Times Cast	259,905 / 418,914	62.04%
Undervotes	2,626	
Overvotes	153	

Candidate	Party	Total
Heidi Ganahl / Danny Moore	REP	89,656
Jared Polis / Dianne Primavera	DEM	162,304
Paul Noël Fiorino / Cynthia Munhos de Aquino Sirianni	UNI	719
Danielle Neuschwanger / Darryl Gibbs	ACN	1,434
Kevin Ruskusky / Michele Poague	LBR	3,008
Total Votes		257,126

		Total
Paul Willmon / Kathren May	WRITE-IN	0
Zachary Varon / Sean Hoyt	WRITE-IN	5

## Secretary of State

	Total	
Times Cast	259,905 / 418,914	62.04%
Undervotes	4,880	
Overvotes	23	

Candidate	Party	Total
Pam Anderson	REP	96,977
Jena Griswold	DEM	151,301
Gary Swing	UNI	1,159
Jan Kok	APV	471
Amanda Campbell	ACN	1,359
Bennett Rutledge	LBR	3,735
Total Votes		255,002

## State Treasurer

	Total	
Times Cast	259,905 / 418,914	62.04%
Undervotes	7,955	
Overvotes	9	

Candidate	Party	Total
Dave Young	DEM	146,297
Lang Sias	REP	98,126
Anthony J. Delgado	LBR	7,518
Total Votes		251,941

## Attorney General

	Total	
Times Cast	259,905 / 418,914	62.04%
Undervotes	6,944	
Overvotes	12	

Candidate	Party	Total
John Kellner	REP	98,549
Phil Weiser	DEM	148,940
William F. Robinson III	LBR	5,342
Total Votes		252,949

	Total	
Stanley Thorne	WRITE-IN	118

## State Board of Education Member - At Large

	Total	
Times Cast	259,905 / 418,914	62.04%
Undervotes	10,757	
Overvotes	10	

Candidate	Party	Total
Kathy Plomer	DEM	144,753
Dan Maloit	REP	96,211
Ryan Van Gundy	LBR	6,513
Eric Bodenstab	UNI	1,661
Total Votes		249,138

## State Board of Education Member - Congressional District 6

	Total	
Times Cast	241,427 / 388,155	62.20%
Undervotes	12,040	
Overvotes	13	

Candidate	Party	Total
Molly Lamar	REP	93,454
Rebecca McClellan	DEM	135,920
Total Votes		229,374

## Regent of the University of Colorado - Congressional District 1

	Total	
Times Cast	2,915 / 4,551	64.05%
Undervotes	185	
Overvotes	0	

Candidate	Party	Total
Amy Naes	REP	712
Wanda L. James	DEM	2,018
Total Votes		2,730

		Total
Ben Pope	WRITE-IN	0

## Regent of the University of Colorado - Congressional District 4

	Total	
Times Cast	15,563 / 26,208	59.38%
Undervotes	796	
Overvotes	0	

Candidate	Party	Total
Jack Barrington	DEM	6,774
Frank McNulty	REP	7,993
Total Votes		14,767

## State Senator - District 27

	Total	
Times Cast	72,283 / 113,161	63.88%
Undervotes	2,157	
Overvotes	6	

Candidate	Party	Total
Tom Kim	REP	31,493
Tom Sullivan	DEM	38,606
Total Votes		70,120

		Total
Matt Snider	WRITE-IN	21

## State Senator - District 32

	Total	
Times Cast	2,982 / 4,643	64.23%
Undervotes	158	
Overvotes	1	

Candidate	Party	Total
Robert Rodriguez	DEM	2,129
Dean Flanders	REP	694
Total Votes		2,823

## State Representative - District 3

	Total	
Times Cast	21,202 / 32,790	64.66%
Undervotes	1,092	
Overvotes	1	

Candidate	Party	Total
Marla Fernandez	REP	6,752
Meg Froelich	DEM	12,865
Clayton Casciato	LBR	492
Total Votes		20,109

## State Representative - District 9

	Total	
Times Cast	8,749 / 15,657	55.88%
Undervotes	471	
Overvotes	0	

Candidate	Party	Total
Emily Sirota	DEM	6,396
Tom Cowhick	REP	1,882
Total Votes		8,278



## State Representative - District 36

	Total	
Times Cast	13,142 / 24,707	53.19%
Undervotes	524	
Overvotes	1	

Candidate	Party	Total	
William Walters	REP	4,755	
Mike Weissman	DEM	7,491	
Andrew Gibson	LBR	371	
Total Votes		12,617	

## State Representative - District 37

	Total	
Times Cast	43,737 / 62,085	70.45%
Undervotes	2,104	
Overvotes	2	

Candidate	Party	Total	
Paul Archer	REP	18,324	
Ruby Dickson	DEM	23,307	
Total Votes		41,631	

## State Representative - District 38

	Total	
Times Cast	42,124 / 57,888	72.77%
Undervotes	1,514	
Overvotes	3	

Candidate	Party	Total	
Jaylen Mosqueira	REP	16,950	
David Ortiz	DEM	22,733	
Brandon L. McDowell	LBR	924	
Total Votes		40,607	

## State Representative - District 40

	Total	
Times Cast	34,512 / 59,123	58.37%
Undervotes	1,595	
Overvotes	0	

Candidate	Party	Total	
Naquetta Ricks	DEM	20,116	
Le Sellers	REP	12,801	
Total Votes		32,917	

## State Representative - District 41

	Total	
Times Cast	30,477 / 52,937	57.57%
Undervotes	1,504	
Overvotes	3	

Candidate	Party	Total
Iman M. Jodeh	DEM	18,544
Stephanie Hancock	REP	10,426
Total Votes		28,970

## State Representative - District 42

	Total	
Times Cast	18,097 / 39,995	45.25%
Undervotes	952	
Overvotes	1	

Candidate	Party	Total
Cory Parella	REP	4,703
Mandy Lindsay	DEM	12,441
Total Votes		17,144

## State Representative - District 56

	Total	
Times Cast	7,499 / 11,627	64.50%
Undervotes	276	
Overvotes	0	

Candidate	Party	Total
Rod Bockenfeld	REP	4,614
Kathleen J. Conway	DEM	2,412
Amy Lunde	LBR	197
Total Votes		7,223

## State Representative - District 61

	Total	
Times Cast	40,366 / 62,105	65.00%
Undervotes	1,552	
Overvotes	1	

Candidate	Party	Total
Dave Woolever	REP	18,311
Eliza Hamrick	DEM	19,668
Kevin Gulbranson	LBR	834
Total Votes		38,813

## Regional Transportation District Director - District N

	Total	
Times Cast	4,676 / 6,377	73.33%
Undervotes	4,580	
Overvotes	0	

Candidate	Party	Total	
There are no candidates for this office			
Total Votes		96	

		Total	
Peggy Catlin	WRITE-IN	96	
Pat Lawrence	WRITE-IN	0	

## Arapahoe County Commissioner - District 2

	Total	
Times Cast	60,923 / 89,074	68.40%
Undervotes	3,184	
Overvotes	1	

Candidate	Party	Total	
Mark Gotto	REP	25,846	
Jessica Campbell-Swanson	DEM	31,892	
Total Votes		57,738	

## Arapahoe County Commissioner - District 4

	Total	
Times Cast	43,233 / 74,441	58.08%
Undervotes	1,912	
Overvotes	3	

Candidate	Party	Total	
Bob Roth	REP	14,591	
Leslie Summey	DEM	26,727	
Total Votes		41,318	

## Arapahoe County Clerk and Recorder

	Total	
Times Cast	259,905 / 418,914	62.04%
Undervotes	10,442	
Overvotes	20	

Candidate	Party	Total	
Joan Lopez	DEM	152,761	
Caroline Cornell	REP	96,682	
Total Votes		249,443	

## Arapahoe County Treasurer

	Total	
Times Cast	259,905 / 418,914	62.04%
Undervotes	13,107	
Overvotes	11	

Candidate	Party	Total
Marsha Berzins	REP	105,928
Michael Roger Westerberg	DEM	140,859
Total Votes		246,787

## Arapahoe County Assessor

	Total	
Times Cast	259,905 / 418,914	62.04%
Undervotes	12,115	
Overvotes	10	

Candidate	Party	Total
Bob Andrews	REP	100,486
PK Kaiser	DEM	139,787
Joshua Lallement	LBR	7,507
Total Votes		247,780

## Arapahoe County Sheriff

	Total	
Times Cast	259,905 / 418,914	62.04%
Undervotes	11,239	
Overvotes	12	

Candidate	Party	Total
Kevin S. Edling	REP	102,948
Tyler Scott Brown	DEM	138,334
Scott Alan Liva	LBR	7,372
Total Votes		248,654

## Arapahoe County Coroner

	Total	
Times Cast	259,905 / 418,914	62.04%
Undervotes	14,602	
Overvotes	17	

Candidate	Party	Total
Ron Bouchard	REP	91,749
Kelly C. Lear	DEM	144,562
Kat Martin	LBR	8,975
Total Votes		245,286

## Mayor

	Total	
Times Cast	3,970 / 5,228	75.94%
Undervotes	347	
Overvotes	0	

Candidate	Party	Total
Russell O. Stewart		1,516
Katy Brown		1,648
Jenn Diffendal		459
Total Votes		3,623

## Councilmember District 2

	Total	
Times Cast	3,970 / 5,228	75.94%
Undervotes	784	
Overvotes	0	

Candidate	Party	Total
Earl Hoellen		2,248
Tory Leviton		938
Total Votes		3,186

## Councilmember District 4

	Total	
Times Cast	3,970 / 5,228	75.94%
Undervotes	965	
Overvotes	0	

Candidate	Party	Total
Susan Maguire		2,029
Mark Williams		976
Total Votes		3,005

## Councilmember District 6

	Total	
Times Cast	3,970 / 5,228	75.94%
Undervotes	834	
Overvotes	1	

Candidate	Party	Total
Tom Conroy		1,289
Robert Eber		1,846
Total Votes		3,135

## Colorado Court of Appeals Judge - Brown

	Total	
Times Cast	259,905 / 418,914	62.04%
Undervotes	54,654	
Overvotes	13	

Candidate	Party	Total
Yes		146,036
No		59,202
Total Votes		205,238

## Colorado Court of Appeals Judge - Fox

	Total	
Times Cast	259,905 / 418,914	62.04%
Undervotes	56,189	
Overvotes	39	

Candidate	Party	Total
Yes		143,135
No		60,542
Total Votes		203,677

## Colorado Court of Appeals Judge - Gomez

	Total	
Times Cast	259,905 / 418,914	62.04%
Undervotes	56,323	
Overvotes	35	

Candidate	Party	Total
Yes		145,120
No		58,427
Total Votes		203,547

## Colorado Court of Appeals Judge - Grove

	Total	
Times Cast	259,905 / 418,914	62.04%
Undervotes	57,624	
Overvotes	20	

Candidate	Party	Total
Yes		142,690
No		59,571
Total Votes		202,261

## Colorado Court of Appeals Judge - Johnson

	Total	
Times Cast	259,905 / 418,914	62.04%
Undervotes	57,108	
Overvotes	23	

Candidate	Party	Total
Yes		144,466
No		58,308
Total Votes		202,774

## Colorado Court of Appeals Judge - Orlov

	Total	
Times Cast	259,905 / 418,914	62.04%
Undervotes	57,616	
Overvotes	33	

Candidate	Party	Total
Yes/For		141,060
No/Against		61,196
Total Votes		202,256

## Colorado Court of Appeals Judge - Pawar

	Total	
Times Cast	259,905 / 418,914	62.04%
Undervotes	57,493	
Overvotes	26	

Candidate	Party	Total
Yes		139,647
No		62,739
Total Votes		202,386

## Colorado Court of Appeals Judge - Yun

	Total	
Times Cast	259,905 / 418,914	62.04%
Undervotes	58,045	
Overvotes	25	

Candidate	Party	Total
Yes		141,970
No		59,865
Total Votes		201,835

**District Court Judge - 18th Judicial District - Holmes**

	Total	
Times Cast	259,905 / 418,914	62.04%
Undervotes	58,630	
Overvotes	43	

Candidate	Party	Total
Yes		139,542
No		61,690
Total Votes		201,232

**District Court Judge - 18th Judicial District - Hurst**

	Total	
Times Cast	259,905 / 418,914	62.04%
Undervotes	58,859	
Overvotes	26	

Candidate	Party	Total
Yes		142,545
No		58,475
Total Votes		201,020

**District Court Judge - 18th Judicial District - Stuart**

	Total	
Times Cast	259,905 / 418,914	62.04%
Undervotes	58,909	
Overvotes	16	

Candidate	Party	Total
Yes		143,687
No		57,293
Total Votes		200,980

**District Court Judge - 18th Judicial District - White**

	Total	
Times Cast	259,905 / 418,914	62.04%
Undervotes	59,610	
Overvotes	20	

Candidate	Party	Total
Yes		140,636
No		59,639
Total Votes		200,275



## Arapahoe County Court Judge-Clark

	Total	
Times Cast	259,905 / 418,914	62.04%
Undervotes	58,023	
Overvotes	26	

Candidate	Party	Total
Yes		141,071
No		60,785
Total Votes		201,856

## Arapahoe County Court Judge-LaFave

	Total	
Times Cast	259,905 / 418,914	62.04%
Undervotes	58,363	
Overvotes	93	

Candidate	Party	Total
Yes		121,106
No		80,343
Total Votes		201,449

## Arapahoe County Court Judge-Roche

	Total	
Times Cast	259,905 / 418,914	62.04%
Undervotes	58,937	
Overvotes	19	

Candidate	Party	Total
Yes		142,668
No		58,281
Total Votes		200,949

## Arapahoe County Court Judge-Rowles-Stokes

	Total	
Times Cast	259,905 / 418,914	62.04%
Undervotes	58,840	
Overvotes	28	

Candidate	Party	Total
Yes		134,551
No		66,486
Total Votes		201,037

**Amendment D (CONSTITUTIONAL)**

	Total	
Times Cast	259,905 / 418,914	62.04%
Undervotes	24,371	
Overvotes	41	

Candidate	Party	Total	
Yes/For		160,347	
No/Against		75,146	
Total Votes		235,493	

**Amendment E (CONSTITUTIONAL)**

	Total	
Times Cast	259,905 / 418,914	62.04%
Undervotes	12,324	
Overvotes	50	

Candidate	Party	Total	
Yes/For		218,104	
No/Against		29,427	
Total Votes		247,531	

**Amendment F (CONSTITUTIONAL)**

	Total	
Times Cast	259,905 / 418,914	62.04%
Undervotes	22,346	
Overvotes	90	

Candidate	Party	Total	
Yes/For		100,742	
No/Against		136,727	
Total Votes		237,469	

**Proposition FF (STATUTORY))**

	Total	
Times Cast	259,905 / 418,914	62.04%
Undervotes	9,629	
Overvotes	81	

Candidate	Party	Total	
Yes/For		146,047	
No/Against		104,148	
Total Votes		250,195	

**Proposition GG (STATUTORY)**

	Total	
Times Cast	259,905 / 418,914	62.04%
Undervotes	15,689	
Overvotes	138	

Candidate	Party	Total	
Yes/For		175,591	
No/Against		68,487	
Total Votes		244,078	

**Proposition 121 (STATUTORY)**

	Total	
Times Cast	259,905 / 418,914	62.04%
Undervotes	12,008	
Overvotes	123	

Candidate	Party	Total	
Yes/For		162,452	
No/Against		85,322	
Total Votes		247,774	

**Proposition 122 (STATUTORY)**

	Total	
Times Cast	259,905 / 418,914	62.04%
Undervotes	11,690	
Overvotes	88	

Candidate	Party	Total	
Yes/For		133,562	
No/Against		114,565	
Total Votes		248,127	

**Proposition 123 (STATUTORY)**

	Total	
Times Cast	259,905 / 418,914	62.04%
Undervotes	11,394	
Overvotes	81	

Candidate	Party	Total	
Yes/For		137,875	
No/Against		110,555	
Total Votes		248,430	

## Proposition 124 (STATUTORY)

	Total	
Times Cast	259,905 / 418,914	62.04%
Undervotes	11,859	
Overvotes	90	

Candidate	Party	Total	
Yes/For		101,853	
No/Against		146,103	
Total Votes		247,956	

## Proposition 125 (STATUTORY)

	Total	
Times Cast	259,905 / 418,914	62.04%
Undervotes	10,016	
Overvotes	48	

Candidate	Party	Total	
Yes/For		128,498	
No/Against		121,343	
Total Votes		249,841	

## Proposition 126 (STATUTORY)

	Total	
Times Cast	259,905 / 418,914	62.04%
Undervotes	10,882	
Overvotes	39	

Candidate	Party	Total	
Yes/For		125,316	
No/Against		123,668	
Total Votes		248,984	

## City of Aurora Ballot Question 3A

	Total	
Times Cast	109,723 / 196,470	55.85%
Undervotes	6,553	
Overvotes	20	

Candidate	Party	Total	
Yes/For		42,260	
No/Against		60,890	
Total Votes		103,150	

## City of Centennial Ballot Issue 2L

	Total	
Times Cast	57,498 / 80,108	71.78%
Undervotes	2,716	
Overvotes	11	

Candidate	Party	Total	
Yes/For		24,188	
No/Against		30,583	
Total Votes		54,771	

## City of Cherry Hills Village Ballot Issue 2A

	Total	
Times Cast	3,970 / 5,228	75.94%
Undervotes	333	
Overvotes	1	

Candidate	Party	Total	
Yes/For		2,134	
No/Against		1,502	
Total Votes		3,636	

## City of Cherry Hills Village Ballot Question 300

	Total	
Times Cast	3,970 / 5,228	75.94%
Undervotes	527	
Overvotes	2	

Candidate	Party	Total	
Yes/For		2,834	
No/Against		607	
Total Votes		3,441	

## City of Englewood Ballot Issue 2B

	Total	
Times Cast	14,661 / 22,564	64.98%
Undervotes	998	
Overvotes	4	

Candidate	Party	Total	
Yes/For		7,236	
No/Against		6,423	
Total Votes		13,659	

## City of Englewood Ballot Issue 2C

	Total	
Times Cast	14,661 / 22,564	64.98%
Undervotes	874	
Overvotes	5	

Candidate	Party	Total	
Yes/For		8,495	
No/Against		5,287	
Total Votes		13,782	

## City of Englewood Ballot Question 2D

	Total	
Times Cast	14,661 / 22,564	64.98%
Undervotes	946	
Overvotes	4	

Candidate	Party	Total	
Yes/For		8,509	
No/Against		5,202	
Total Votes		13,711	

## City of Englewood Ballot Question 2E

	Total	
Times Cast	14,661 / 22,564	64.98%
Undervotes	2,194	
Overvotes	5	

Candidate	Party	Total	
Yes/For		9,676	
No/Against		2,786	
Total Votes		12,462	

## City of Englewood Ballot Question 2F

	Total	
Times Cast	14,661 / 22,564	64.98%
Undervotes	2,306	
Overvotes	3	

Candidate	Party	Total	
Yes/For		8,388	
No/Against		3,964	
Total Votes		12,352	

## City of Englewood Ballot Question 2G

	Total	
Times Cast	14,661 / 22,564	64.98%
Undervotes	2,011	
Overvotes	4	

Candidate	Party	Total	
Yes/For		11,154	
No/Against		1,492	
Total Votes		12,646	

## City of Englewood Ballot Question 2H

	Total	
Times Cast	14,661 / 22,564	64.98%
Undervotes	2,015	
Overvotes	6	

Candidate	Party	Total	
Yes/For		9,634	
No/Against		3,006	
Total Votes		12,640	

## City of Englewood Ballot Question 2I

	Total	
Times Cast	14,661 / 22,564	64.98%
Undervotes	1,760	
Overvotes	10	

Candidate	Party	Total	
Yes/For		11,045	
No/Against		1,846	
Total Votes		12,891	

## City of Englewood Ballot Question 2J

	Total	
Times Cast	14,661 / 22,564	64.98%
Undervotes	2,361	
Overvotes	2	

Candidate	Party	Total	
Yes/For		9,181	
No/Against		3,117	
Total Votes		12,298	

## City of Englewood Ballot Question 2K

	Total	
Times Cast	14,661 / 22,564	64.98%
Undervotes	2,813	
Overvotes	3	

Candidate	Party	Total	
Yes/For		7,944	
No/Against		3,901	
Total Votes		11,845	

## City of Littleton Ballot Issue 3B

	Total	
Times Cast	21,806 / 30,944	70.47%
Undervotes	966	
Overvotes	7	

Candidate	Party	Total	
Yes/For		13,140	
No/Against		7,693	
Total Votes		20,833	

## City of Littleton Ballot Question 301

	Total	
Times Cast	21,806 / 30,944	70.47%
Undervotes	2,447	
Overvotes	6	

Candidate	Party	Total	
Yes/For		11,560	
No/Against		7,793	
Total Votes		19,353	

## City of Littleton Ballot Question 3E

	Total	
Times Cast	21,806 / 30,944	70.47%
Undervotes	2,092	
Overvotes	3	

Candidate	Party	Total	
Yes/For		14,121	
No/Against		5,590	
Total Votes		19,711	



## Bennett School District 29J Ballot Issue 5A

	Total	
Times Cast	1,599 / 2,293	69.73%
Undervotes	27	
Overvotes	0	

Candidate	Party	Total	
Yes/For		697	
No/Against		875	
Total Votes		1,572	

## Littleton Downtown Development Authority Ballot Issue 3C

	Total	
Times Cast	459 / 494	92.91%
Undervotes	31	
Overvotes	0	

Candidate	Party	Total	
Yes/For		287	
No/Against		141	
Total Votes		428	

## Littleton Downtown Development Authority Ballot Issue 3D

	Total	
Times Cast	459 / 494	92.91%
Undervotes	35	
Overvotes	1	

Candidate	Party	Total	
Yes/For		244	
No/Against		179	
Total Votes		423	

## Littleton Downtown Development Authority Ballot Question 3F

	Total	
Times Cast	459 / 494	92.91%
Undervotes	44	
Overvotes	0	

Candidate	Party	Total	
Yes/For		297	
No/Against		118	
Total Votes		415	

**East Smoky Hill Metropolitan District No. 2 Ballot Issue 6E**

	Total	
Times Cast	2,885 / 4,860	59.36%
Undervotes	178	
Overvotes	2	

Candidate	Party	Total	
Yes/For		463	
No/Against		2,242	
Total Votes		2,705	

**East Smoky Hill Metropolitan District No. 2 Ballot Question 6F**

	Total	
Times Cast	2,885 / 4,860	59.36%
Undervotes	180	
Overvotes	1	

Candidate	Party	Total	
Yes/For		294	
No/Against		2,410	
Total Votes		2,704	

**Tallyn's Reach Metropolitan District No. 2 Ballot Question 6A**

	Total	
Times Cast	687 / 1,711	40.15%
Undervotes	44	
Overvotes	0	

Candidate	Party	Total	
Yes/For		447	
No/Against		196	
Total Votes		643	

**Tallyn's Reach Metropolitan District No. 2 Ballot Issue 6B**

	Total	
Times Cast	687 / 1,711	40.15%
Undervotes	52	
Overvotes	0	

Candidate	Party	Total	
Yes/For		227	
No/Against		408	
Total Votes		635	

## Tallyn's Reach Metropolitan District No. 3 Ballot Question 6C

	Total	
Times Cast	2,476 / 3,749	66.04%
Undervotes	89	
Overvotes	0	

Candidate	Party	Total	
Yes/For		1,843	
No/Against		544	
Total Votes		2,387	

## Tallyn's Reach Metropolitan District No. 3 Ballot Issue 6D

	Total	
Times Cast	2,476 / 3,749	66.04%
Undervotes	145	
Overvotes	0	

Candidate	Party	Total	
Yes/For		831	
No/Against		1,500	
Total Votes		2,331	

## Traditions Metropolitan District Ballot Issue 6G

	Total	
Times Cast	1,087 / 1,822	59.66%
Undervotes	52	
Overvotes	0	

Candidate	Party	Total	
Yes/For		826	
No/Against		209	
Total Votes		1,035	

## Valley Sanitation District Ballot Issue 7A

	Total	
Times Cast	2,269 / 3,296	68.84%
Undervotes	233	
Overvotes	1	

Candidate	Party	Total	
Yes/For		922	
No/Against		1,113	
Total Votes		2,035	

**EXHIBIT 2**

East Smoky Hill Metropolitan District No. 2  
Ballot Language


**Official Ballot for 2022 General Election  
Arapahoe County, Colorado  
Tuesday, November 8, 2022**

Precinct: ESH  
Ballot Type: ESH

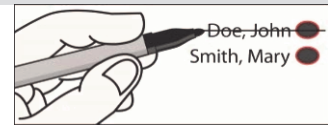
  
Clerk and Recorder



**To vote for a named candidate**, completely fill in the oval to the right of your choice. Use blue or black ink.



**To vote for an eligible write-in candidate**, completely fill in the oval. Print the name of the candidate to the left of the oval. If a race does not contain a write-in oval, you cannot vote for a write-in candidate.



**To make a correction in a race with more than one candidate**, draw a bold line through the oval and candidate name marked by mistake. Fill in the oval next to the correct name. **If you voted for the only candidate in a race and want to withdraw that vote, you must request a replacement ballot.**

**WARNING:** Any person who, by use of force or other means, unduly influences an eligible elector to vote in any particular manner or to refrain from voting, or who falsely makes, alters, forges, or counterfeits any mail ballot before or after it has been cast, or who destroys, defaces, mutilates, or tampers with a ballot is subject, upon conviction, to imprisonment, or to a fine, or both. Section 1-7.5-107(3)(b), C.R.S.

**East Smoky Hill Metropolitan District No. 2  
Ballot Issue 6E**

SHALL EAST SMOKY HILL METROPOLITAN DISTRICT NO. 2 TAXES BE INCREASED BY \$400,000 ANNUALLY AND BY AN ADDITIONAL 5% COMPOUNDING ANNUALLY THEREAFTER BY THE IMPOSITION OF AN AD VALOREM PROPERTY TAX LEVY IMPOSED IN ANY YEAR WITHOUT LIMITATION AS TO RATE AND IN AN AMOUNT SUFFICIENT TO GENERATE AD VALOREM PROPERTY TAXES NECESSARY TO PAY THE DISTRICT'S ADMINISTRATION, COVENANT ENFORCEMENT, DESIGN REVIEW, OPERATIONS, MAINTENANCE, AND OTHER SIMILAR EXPENSES, AND SHALL THE PROCEEDS OF SUCH TAXES AND ANY INVESTMENT INCOME THEREON BE COLLECTED, RETAINED AND SPENT BY THE DISTRICT IN FISCAL YEAR 2023 AND IN EACH FISCAL YEAR THEREAFTER AS A VOTER-APPROVED REVENUE CHANGE WITHOUT REGARD TO ANY SPENDING, REVENUE-RAISING, OR OTHER LIMITATION CONTAINED WITHIN ARTICLE X, SECTION 20 OF THE COLORADO CONSTITUTION, THE LIMITS IMPOSED ON INCREASES IN PROPERTY TAXATION BY SECTION 29-1-301, C.R.S., IN ANY YEAR, OR ANY OTHER LAW WHICH PURPORTS TO LIMIT THE DISTRICT'S REVENUES OR EXPENDITURES AS IT CURRENTLY EXISTS OR AS IT MAY BE AMENDED IN THE FUTURE, ALL WITHOUT LIMITING IN ANY YEAR THE AMOUNT OF OTHER REVENUES THAT MAY BE COLLECTED, RETAINED AND SPENT BY THE DISTRICT?

YES/FOR  NO/AGAINST

**East Smoky Hill Metropolitan District No. 2  
Ballot Question 6F**

Shall members of the Board of Directors of East Smoky Hill Metropolitan District No. 2 be authorized to serve without limitation on their terms of office pursuant to the right granted to the voters of the District in Article XVIII, Section 11 of the Colorado Constitution to lengthen, shorten, or eliminate the limitations on the terms of office imposed by such Section?

YES/FOR  NO/AGAINST